

## **Remote Learning**

**Wednesday 1<sup>st</sup> February 2023**

We are unable to provide live lessons on the strike days as there will not be capacity to do this. However, in order to provide some guidance to support you and your children during this time, we have put together a selection of things that your children could do, with or without a computer.

You can select those which are best for your child and your situation. They are not expected to submit their work but may want to share it on the google classroom or bring it in to show the teacher the following day.

Children who are in school will not be starting any new learning. They will be recapping prior learning so that all children are at the same place the following day. This will ensure those children not able to attend school are not unfairly disadvantaged.

There are general and Year group suggestions linked to their current or prior in school learning.

**We would ask all children to do at least some of the following, where appropriate:**

- Continue with TT Rockstars/Numbots practice – this is for children in all year groups and everyone should know their log ins.
- Complete tasks on Spelling Shed. Again, children should know their log ins
- Read your reading book
- Find a book to read for pleasure, or to share with an adult or read to a brother or sister

**In addition to this, there are many things the children can do, whatever year they are in:**

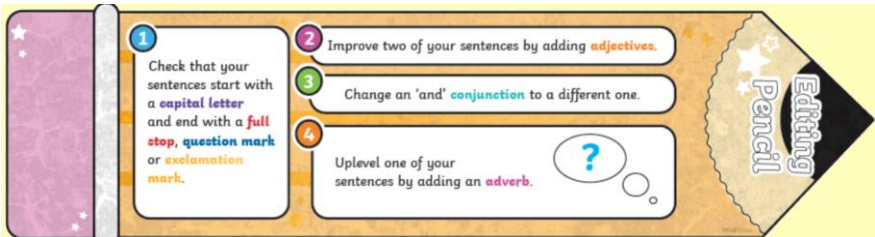
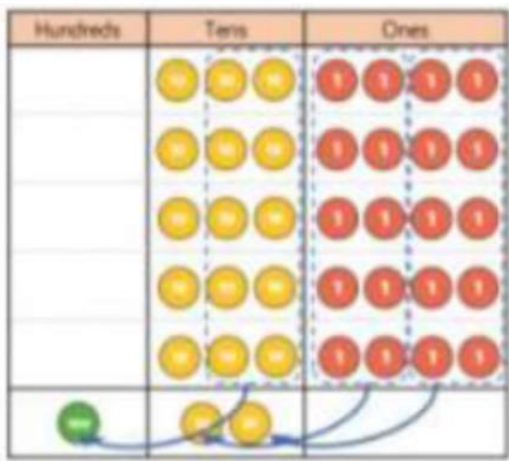
- Share a favourite storybook with an adult and talk about the characters, the plot and answer questions, such as 'Why do you think they behaved like that?' 'What if.....'
- Write a review of a book they have read to share and bring it to put in our library or in the classroom
- Design a character for a storybook or from a favourite storybook
- Practise some mindfulness ahead of children's mental health week next week. There are some great ideas on BBC bitesize  
<https://www.bbc.co.uk/bitesize/articles/zjvwkmn>
- Make a fitness circuit in the home or garden. Practise it and give ideas about what you are doing and why and how to improve
- Design a values poster for your classroom or around the school. Our 6 values are Respect, Courage, Kindness, Aspiration, Creativity and Trust
- Design and make a musical instrument from household items/recycling. Try to play along to your favourite song or make up a song of your own
- Write and illustrate a set of instructions for something you enjoy. This could be caring for a pet, making a cake, playing a game
- Make a timeline of your day. Show the time on an analogue clock and a digital clock if you can. You could take photos with a clock and you doing things eg getting up,

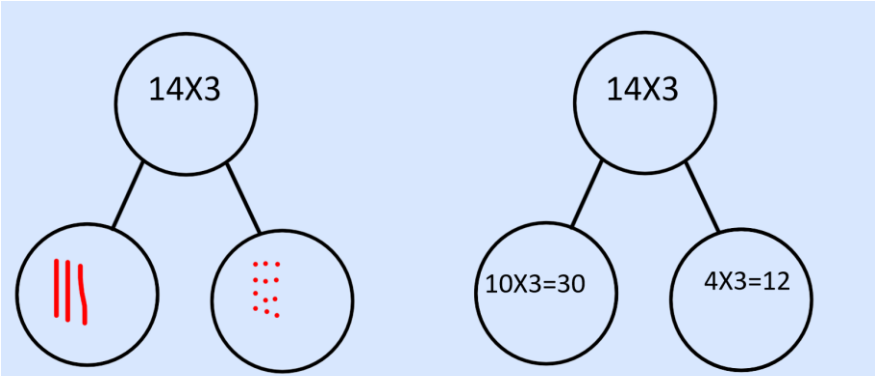
having breakfast. You could draw pictures if you would rather or think of another way to record your work

- Look at BBC bitesize <https://www.bbc.co.uk/bitesize>
- Look at the Oak National Academy <https://www.thenational.academy/>
- Make a factfile about something that interests you. There are some ideas online if you search 'make a factfile primary children'
- Write a biography of someone famous. It could be a scientist, an explorer, an author. Include details such as their date and place of birth, their early life, where they grew up and details about their lives and work. You could draw or put in pictures too.
- Go for a walk with an adult. Try and make a map of where you go with the street names and pictures. Or just make a map of your route to school with pictures, street names etc

### **Useful web links**

- Cosmic Yoga <https://cosmickids.com/>
- BBC Supermovers <https://www.bbc.co.uk/teach/supermovers/ks1-collection/zbr4scw>
- Reading – Oxford Owl <https://www.oxfordowl.co.uk/>
- Joe Wicks on youtube
- Draw with Rob [https://www.youtube.com/channel/UCBpgrJijMpk\\_pyp9uTbxLdg](https://www.youtube.com/channel/UCBpgrJijMpk_pyp9uTbxLdg)
- ICT games <https://www.ictgames.com/mobilePage/>

Year 3	
Subject	Home Learning
English	<p>You will have all finished your showcase write last week, writing about an explorer who was travelling to find a rare creature.</p> <ul style="list-style-type: none"> <li>Think about the creature your explorer went to find, and draw a picture of the creature adding information about it. Where does it live, what does it eat etc</li> <li>Where else could your explorer travel to and what would they find? Create a storyboard or a plan for their next adventure to discover new things.</li> <li>Recap the story 'Up!' that your unit was based on. What was your favourite part and why?</li> <li>Use the editing pencil below – write some sentences and then edit them to make them even better</li> </ul> 
Grammar	<ol style="list-style-type: none"> <li>Add the full stops and capital letters: <b><i>it was almost time for lunch the children finished their work and tidied up so they were ready</i></b></li> <li>Identify the verbs (action): <b><i>As Tom was walking home from school, he looked up at the sky and saw an aeroplane.</i></b></li> <li>Identify the nouns (person, place or thing): <b><i>I went to Norwich on Saturday with my friend Grace.</i></b></li> <li>'a' or 'an' <b><i>My favourite animal is ___ dog.</i></b></li> </ol>
Maths	<p>You have been learning about multiplication.</p> <ul style="list-style-type: none"> <li>Multiplication tables – learn?? Specific?</li> <li>Using the methods below, which you have been practicing in class, write out and solve your own multiplication questions 2 digit x 1 digit and if you would like a challenge try 3 digit x 1 digit.</li> </ul> <div style="border: 1px solid black; padding: 5px; margin: 10px 0; text-align: center;"> <math>34 \times 5 = 170</math> </div>  <p style="text-align: right;">OR</p>

	
Foundation	<p>You have been learning about creativity and change this term.</p> <ul style="list-style-type: none"> <li>• Create a quiz about some of your learning that you could give to others in the class. You may wish to include questions about magnetism and points on a compass</li> <li>• Write a short information piece on Leonardo Da Vinci or William Gilbert – how were they creative and how did it change something in their area or in the world? Can you research some new facts about them you could share with others?</li> <li>• Using the compass points you have learnt about in school, can you guide someone in your house to a given room or item? Can you create your own map and give directions of how to get to specific places on it?</li> </ul> <p>Re cap some of your prior learning by answering the following questions...</p> <ol style="list-style-type: none"> <li>1. What type of material will allow some light through it? A: Opaque B: Transparent C: Translucent</li> <li>2. True or False - The moon is a natural light source.</li> <li>3. True or False - A shadow is always the same size.</li> <li>4. Can you explain why the shadow changes length outside during the day?</li> <li>5. Which of these Stone Age sites is not based in Norfolk? A: Skara Brae B: Wood Henge C: Grimes Graves</li> <li>6. What was Dogger Land?</li> <li>7. What countries do we find most examples of cave art in?</li> </ol>